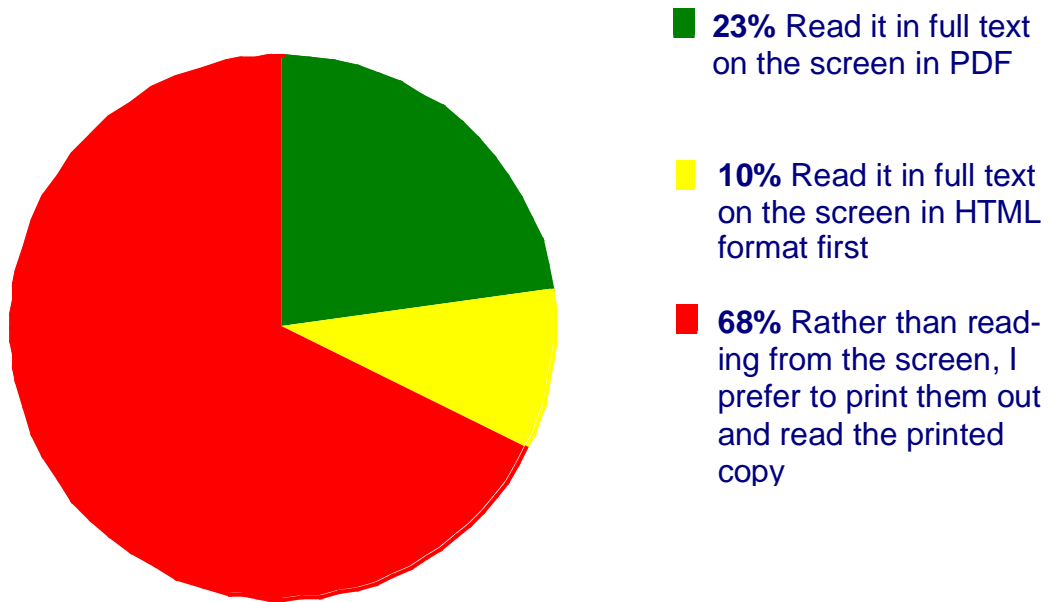


READING/ARCHIVING

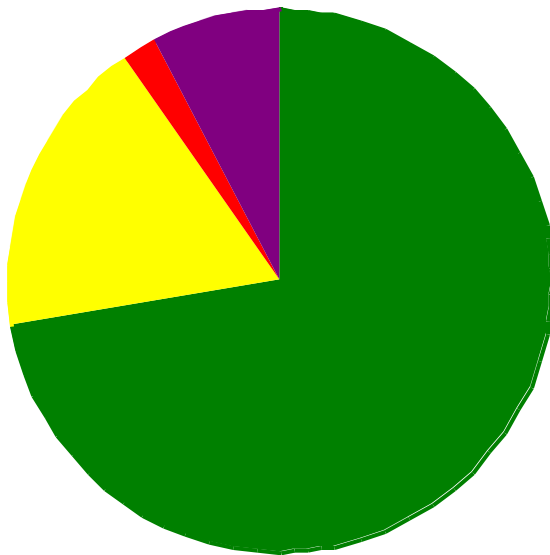
Question 8a. When I search and retrieve a full-text article online from a scientific journal, I usually:

<i>Responses</i>	<i>Frequency</i>	<i>Percent</i>
Read it in full text on the screen in PDF format first	1020	22.72
Read it in full text on the screen in HTML format first	432	9.62
Rather than reading from the screen, I prefer to print them out and read the printed copy	3037	67.65
<hr/>		
Total	4489	100.00



Question 8b. When you first look at a full-text article you have retrieved or downloaded online, which of the following statements best represents what you USUALLY do?

<i>Responses</i>	<i>Frequency</i>	<i>Percent</i>
I scan the headings and the first few sentences of paragraphs that look important, just to see if the article really matches my criteria.	3228	72.34
I read the article all the way through, very quickly, to determine whether or not it is worth spending more time reading later to fully understand it.	805	18.04
I read the article all the way through, very slowly and carefully, hoping that I can fully understand it right away and not have to read it again.	93	2.08
None of the above	336	7.53
<hr/>		
Total	4462	100.00



- **72%** I scan the headings and the first few sentences of paragraphs that look important, just to see if the article really matches my criteria.
- **18%** I read the article all the way through, very quickly, to determine whether or not it is worth spending more time reading later to fully understand it.
- **2%** I read the article all the way through, very slowly and carefully, hoping that I can fully understand it right away and not have to read it again.
- **8%** None of the above

Table: Question 8b by Number of journals read

When you first look at a full-text article you have retrieved or downloaded online, which of the following statements best represents what you USUALLY do?	Number of Journals Read	
	Frequency	Mean
Q8b=1: I scan the headings and the first few sentences of paragraphs that look important, just to see if the article really matches my criteria.	2,803	4.5
Q8b=2: I read the article all the way through, very quickly, to determine whether or not it is worth spending more time reading later to fully understand it.	734	5.2
Q8b=3: I read the article all the way through, very slowly and carefully, hoping that I can fully understand it right away and not have to read it again.	80	5.7
Q8b=4: None of the above	265	4.6

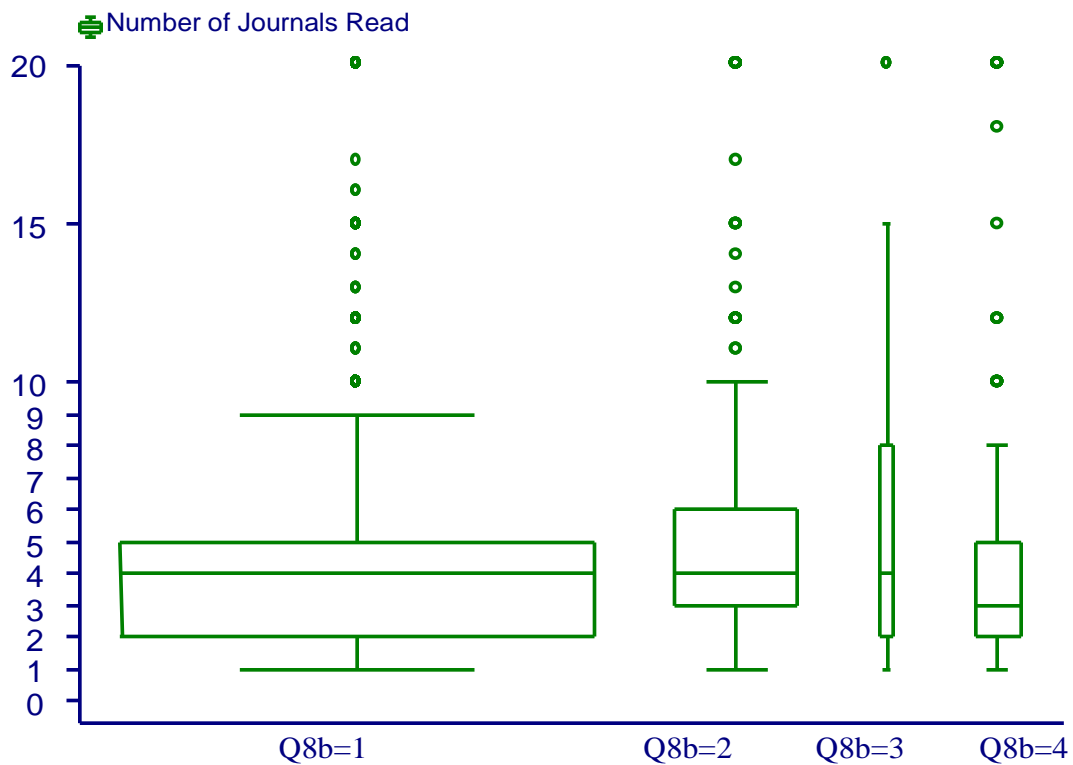
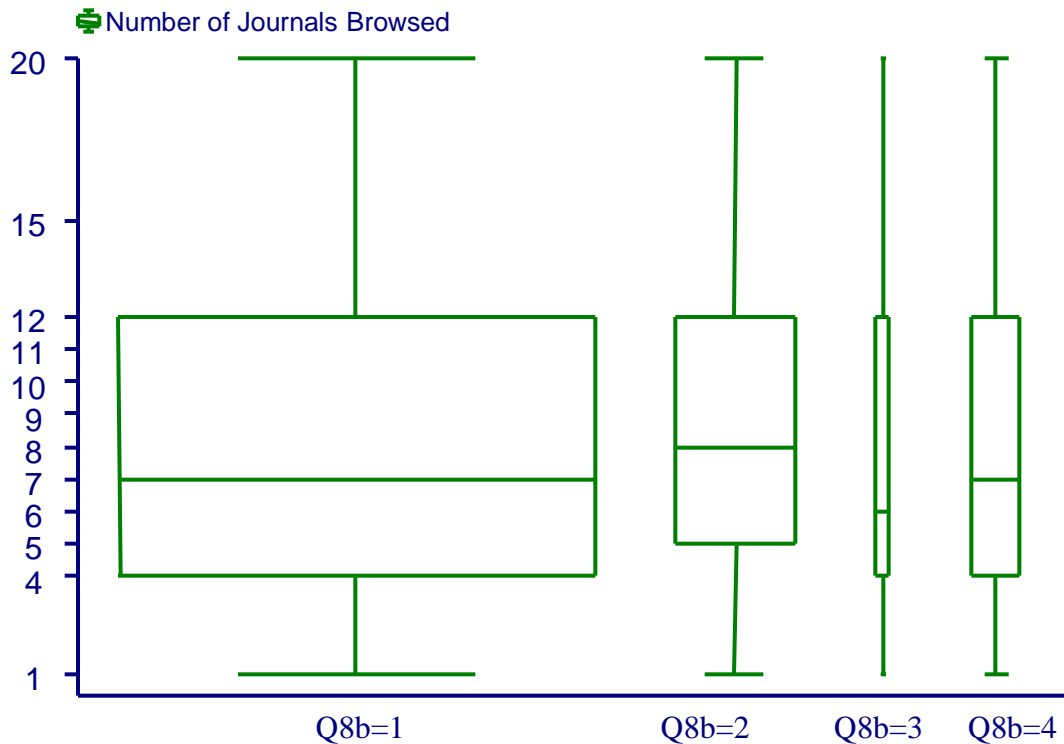


Table: Question 8b by Number of journals browsed

When you first look at a full-text article you have retrieved or downloaded online, which of the following statements best represents what you USUALLY do?	Number of Journals Browsed	
	Frequency	Mean
Q8b=1: I scan the headings and the first few sentences of paragraphs that look important, just to see if the article really matches my criteria.	3,039	8.7
Q8b=2: I read the article all the way through, very quickly, to determine whether or not it is worth spending more time reading later to fully understand it.	765	9.3
Q8b=3: I read the article all the way through, very slowly and carefully, hoping that I can fully understand it right away and not have to read it again.	84	8.6
Q8b=4: None of the above	311	9.0



Question 8c. If I decide to archive a full-text article after reading it, I USUALLY:

<i>Responses</i>	<i>Frequency</i>	<i>Percent</i>
Save it to a file on my computer	908	20.3
Print it out and store it somewhere	2319	51.84
Do both--save it to a file on the computer and also print it out	1246	27.86
<hr/>		
Total	4473	100.00

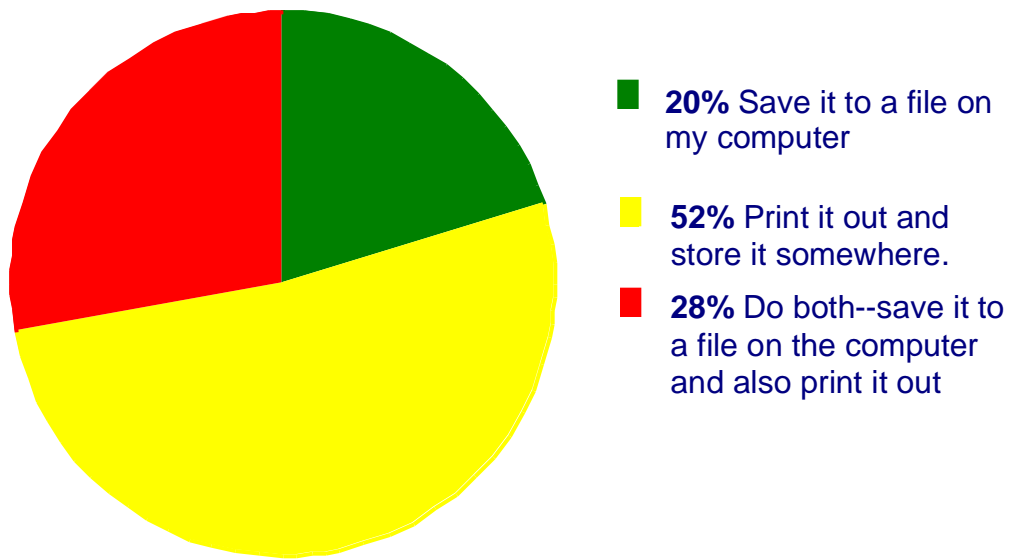


Table: Q1 by Q8c

Q1. When did you last retrieve, read, or download a full-text, peer-reviewed journal article online or through the Internet?	Q8c. If I decide to archive a full-text article after reading it, I USUALLY:			
	Save it to a file on my computer N Row(%) Column(%)	Print it out and store it somewhere N Row(%) Column(%)	Do both— N Row(%) Column(%)	Total N Row(%) Column(%)
Yesterday or today	449 21.98 49.61	941 46.06 40.74	653 31.96 52.66	2043 100.00 45.86
Last week	292 19.85 32.27	754 51.26 32.64	425 28.89 34.27	1471 100.00 33.02
Last month	95 17.72 10.5	354 66.04 15.32	87 16.23 7.02	536 100.00 12.03
Longer than a month ago	54 16.07 5.97	212 63.1 9.18	70 20.83 5.65	336 100.00 7.54
Never	15 21.74 1.66	49 71.01 2.12	5 7.25 0.4	69 100.00 1.55
Total	905 20.31 100.00	2310 51.85 100.00	1240 27.83 100.00	4455 100.00 100.00

Question 8d. Which of the following are problems you have encountered when reading or printing articles in HTML format?

Rank	Responses	Frequency
1.	Difficulty printing the articles out because there are too many pages to print out and pages break poorly.	2017
2.	Difficulty reading the articles on the screen because it is hard to tell where pages break and how long the articles are.	1481
3.	Difficulty printing the articles out because part of the screen gets cut off.	1354
4.	Difficulty reading the articles on the screen because there are too many useless or distracting links and icons.	1268
5.	I haven't encountered any problems when reading or printing articles in HTML format.	956
6.	I have other problems not listed above.	679